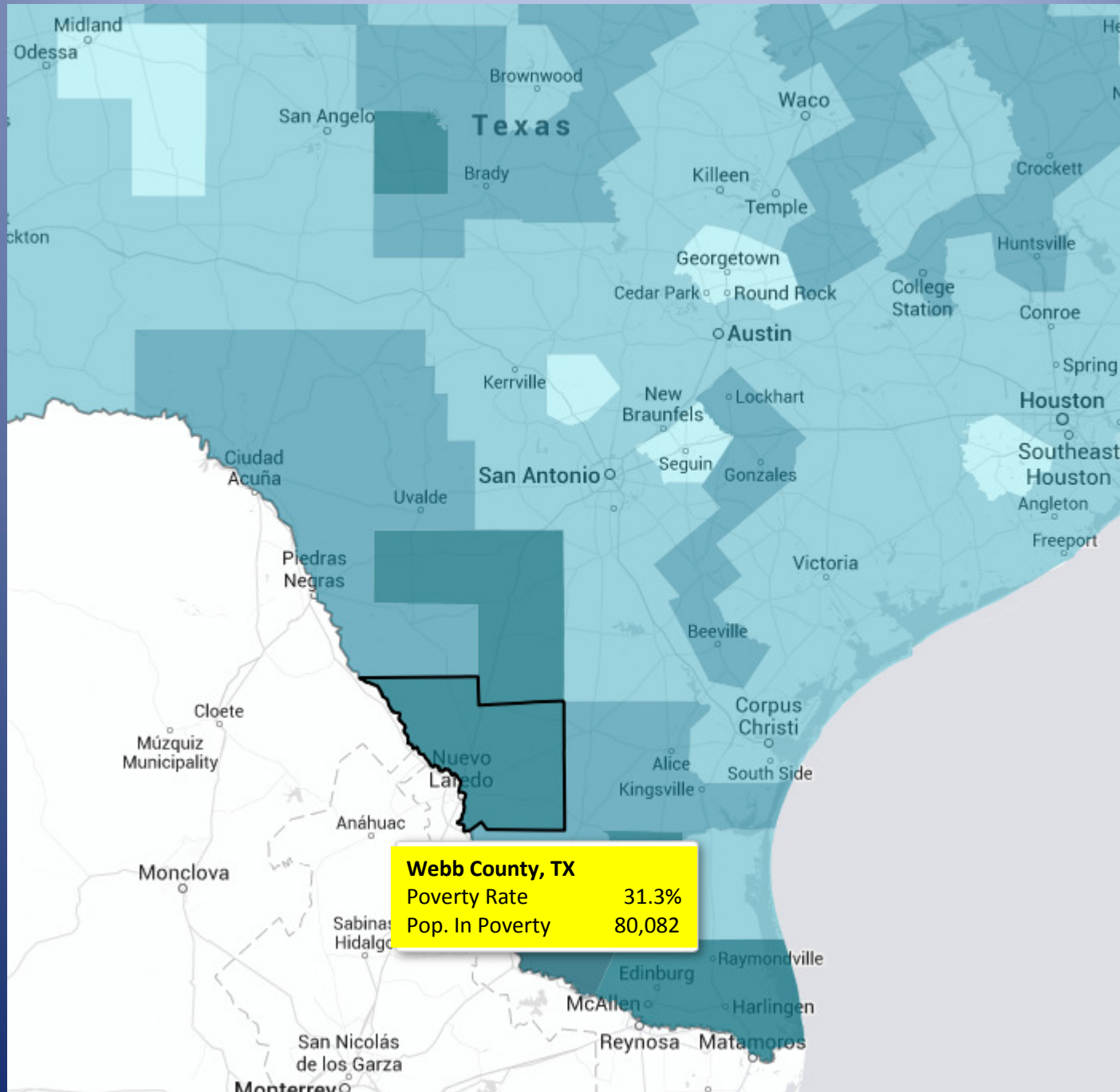


Miles of Smiles-Laredo Program

David P. Cappelli, DMD, MPH, PhD

Professor, Department of Comprehensive Dentistry





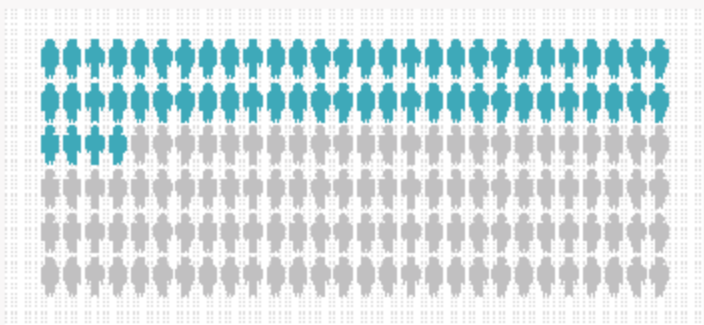
WEBB COUNTY VS. TEXAS

▲ 116%

Percentage growth over the past decade

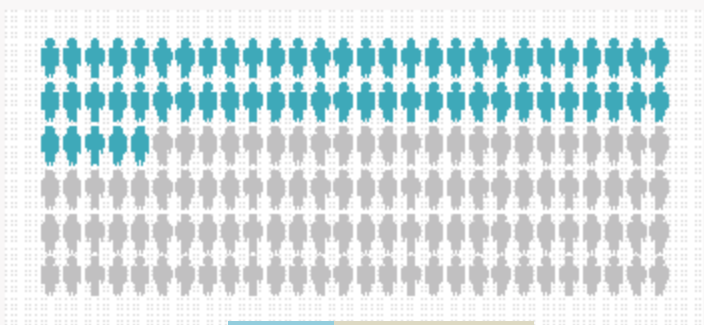
The accelerated population growth (116% over the past decade) has resulted in 30.6% of people living below poverty level in Webb County compared to 17.0% of Texans. Specifically, 39.4% of children are living in poverty, nearly double the 22.7% of Texans.

Residents Living In Poverty



Texas Webb County

Children Living In Poverty



Texas Webb County

POVERTY IN WEBB COUNTY: HOUSEHOLDS AND CHILDREN



Households in Poverty



Children Living in Poverty



Uninsured



Children Living in Poverty and Uninsured

EXISTING BARRIERS TO ACCESSING CARE

 **16%**

Percentage of children needing to see a dentist but couldn't. This is over **FIVE TIMES** the national percentage.

 **24.8%**

Percentage of children without dental insurance.

 **500**

Number of children with urgent, unmet dental needs.

 **1,547**

Number of children referred for treatment due to cavities or other dental problems.

Miles of Smiles-Laredo Program

- School-based oral health promotion program
- Screening to children in kinder, first, second, third grades
- Serves 38 schools in the two school districts in Webb County, TX



Case Management



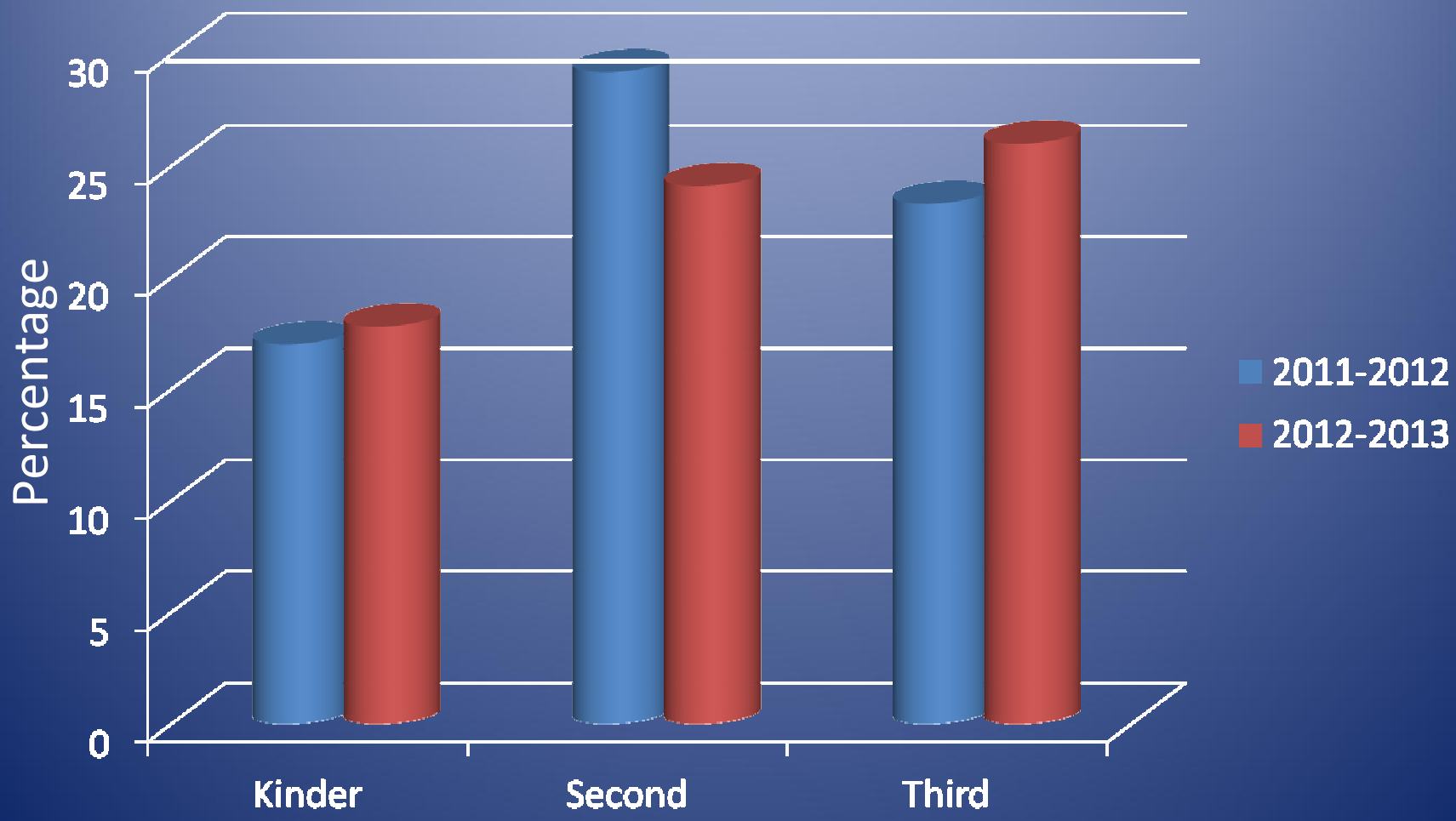
- Children with early or urgent oral health care needs are referred
- Case manager assists in addressing barriers
- Network of providers through public-private partnerships
- Case managers contact providers and parents to link families to dental care

Program Statistics

	Percentage
Response Rate	83.3
Participation Rate	66.8
Children Receiving Sealants	67.7
Lacked Access to Dental Insurance	24.9
Could Not See a Dentist When Needed	15.5
Does Not Currently Have a Dentist	27.0

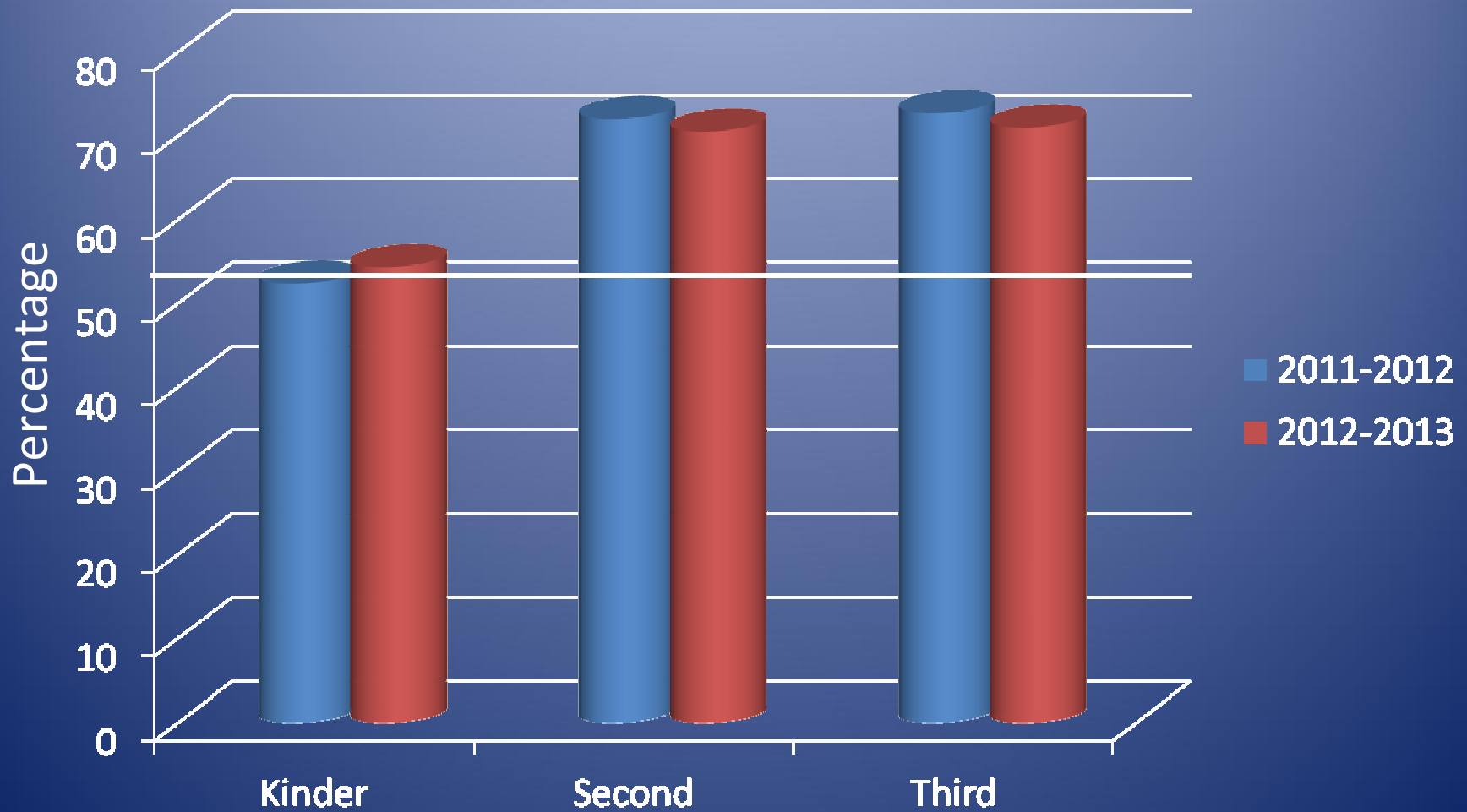
Percentage of Children with Untreated Tooth Decay

Target to Reach by HP 2020 = 28.1%

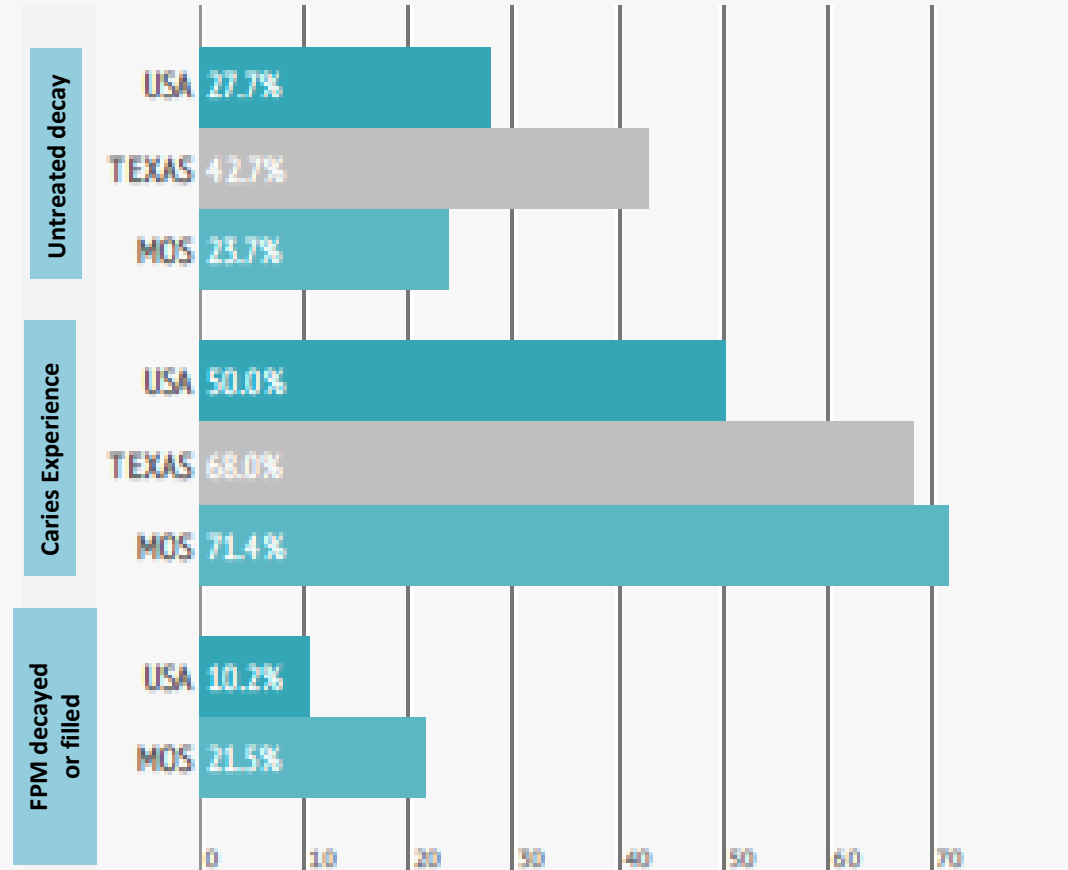


Percentage of Children with Caries Experience

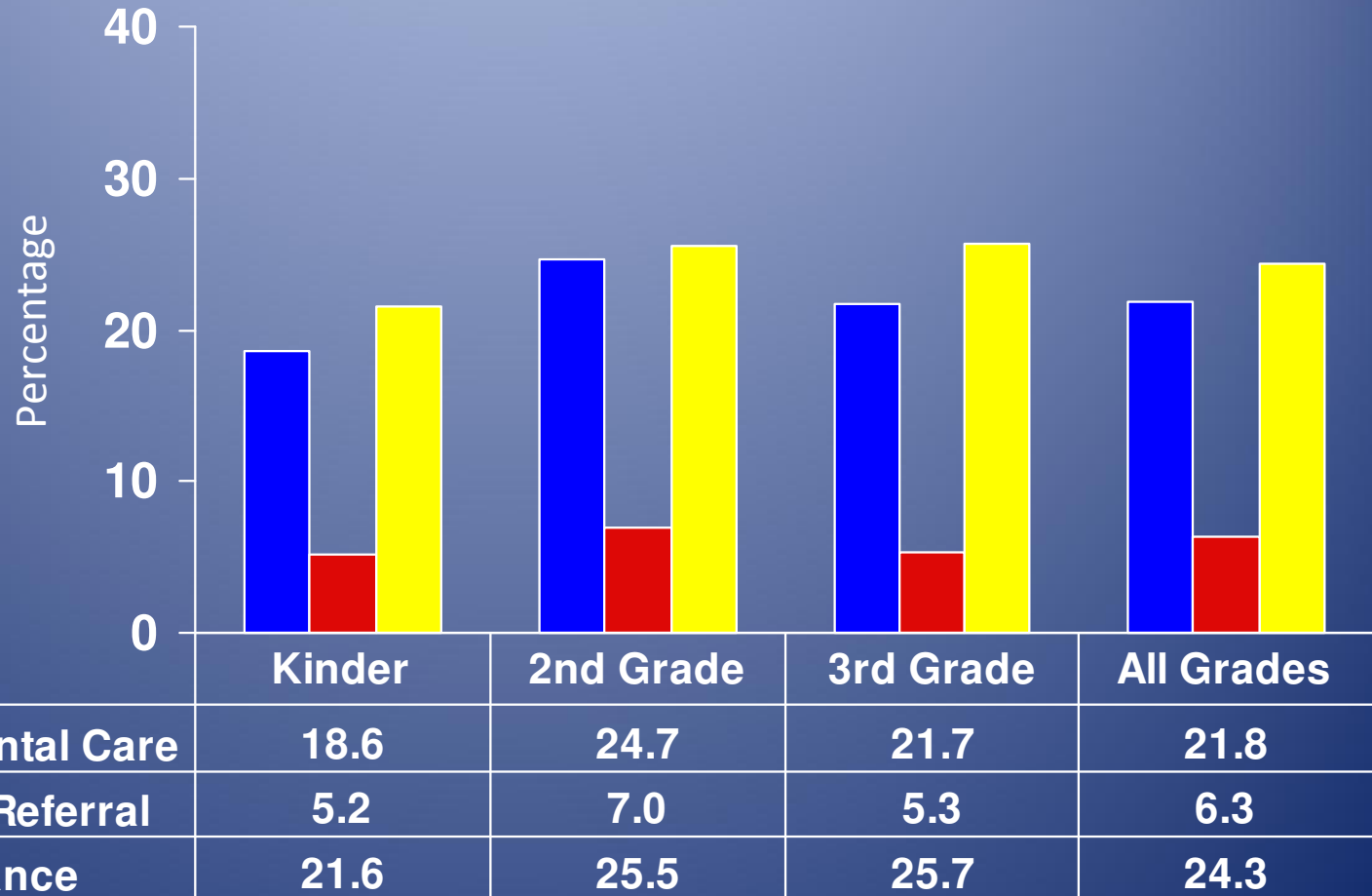
Target to Reach by HP 2020 = 49.0%



HOW DO WE COMPARE: USA, TEXAS, AND MOS



Percentage of Children Referred for Care



■ Referred for Dental Care	18.6	24.7	21.7	21.8
■ Urgent Need & Referral	5.2	7.0	5.3	6.3
■ No Dental Insurance	21.6	25.5	25.7	24.3

CELEBRATING OUR SUCCESSSES: MILES OF SMILES- LAREDO

 **\$467,071.62**

Current in-kind services donated,
increased by over \$300,000 from the
previous year

 **6,870**

Total number of sealants placed,

 **70.0%**

Successful case management outcomes
among those who needed urgent care

 **83.3%**

Response rate, increased by 10% from
previous year

Acknowledgements

- Jane E. M. Steffensen
- Annaliese Cothron
- Magda A. de la Torre
- Catherine Dang
- Carolina Diaz de Guillory
- Yolanda Muldrow
- Christina Perez
- Corrine Veliz
- Jacqueline Virgen
- Sohini Dhar



Supported by the DentaQuest Foundation, Caring for Children Foundation of Texas: Care Van Program, and HRSA (T12HP19338)

